

AM I OUT OF GAS?



Why does Don “Bondo” Bundrant have a stick in his hand? Catching snakes, balancing his coffee cup in his hand, or just checking the gas level in his Healey?

Am I out of gas?

Bret Blades

I remember when I bought my Healey. I was so impressed with the apparent range that my car was able to deliver. The second week that I had it, I coasted into the gas station, bone dry. I put almost 13 gallons into my 12 imperial gallon tank. The confusing point was the reading on the fuel gage. It showed that I had a quarter of a tank. At least that’s what I thought it read. The needle bounced so violently after it got below a half tank that I wasn’t really sure what the reading was. When I asked the guys in the club about it, I was met with howls of derisive laughter. Everyone regaled me with stories of running out of gas in strange and obscure places. Here it is, over 30 years later, and it is still a major source of aggravation among Healey drivers.

I have tried new sending units, which often help. They seem to be made for a tank a couple of inches deeper than the Healey tank. As a result, they can only register three-quarters of the swing. The arm can be bent to make it accurate at empty, or full, but it requires patience which I do not possess. Also, it doesn’t seem to matter what you do, that needle bounces like a kangaroo on caffeine. I seem to have stumbled onto a solution. One of my acquaintances found a device on the internet that addresses this problem. It is called **Meter Match™**.

Continued on page 4

AM I OUT OF GAS?	Front Page, 4,5
Presidents Column	pgs. 2,3
Activities—Granbury, Texas	pg 12
Texas Healey Roundup	pgs 9,10,11
Membership	pgs 8,13,14



Musings from the Paddock	pgs 6,7
Vendors	pg 15
Activities	pg 16
North Texas AHC	pg 17
NTAHC Classifieds	pg 18

PRESIDENTS COLUMN

Greetings,

It's only **70 days from the start of Roundup 40** and be sure to make your Hotel reservations and Registrations NOW because we are all out of tents this year! Seriously folks, do not procrastinate on getting ready for Round-up. It's a short drive but make sure your Healey has been checked over for the trip there. We are still needing volunteers to help. Please contact Barbie Bucy at 817-480-4831 if you would like to help or volunteer.

Tech Sessions continue to pickup in attendance and my guess it's because everyone's missed the free stuff, coffee and donuts. Here is work being done on a early factory Hardtop that's not to be missed. Bret Blades of Blades Design is now taking care of both coffee and donuts! Can't beat that!


A early Healey Hardtop being reworked and beefed up! When you watch the work being done that's required you will understand why they are so expensive to repair or restore.



(LtoR) Mike Eastman, Norby Lettenmaier, Floyd O'rear, watch Dick Solomon and Bret Blades , tackle the Hardtop repair work.

**Some of ya'all never
jumped the starter
solenoid with a
screw driver and it
shows.**

Also, not-Healey related, but Club member and author, Colin Cahoon, has just completed another book, "Mended Wings".



For all of us Boomers that were around during the Vietnam War era and others that enjoy non-fiction war stories may find this book a great read. (I received mine yesterday and I am going to hit up Colin to autograph it) You can read the reviews and purchase info by following this link.

<https://tinyurl.com/Mended-Wings>

At the last Tech Session, Bret Blades did a show and tell about a product he found to make the Healey fuel gauges "accurate". If you've ever experienced the joy of running out of gas and having to hitch hike to a gas station and borrow their gas can with a hefty can deposit in the middle of the night, then this might just be what you need. Bret was kind enough to volunteer to do a column for our newsletter. It's a good read and it's very detailed so you can go out and install it yourself. For those of you old school's, you can make yourself a wooden stick for a lot less money and maybe find lots of other uses for the stick instead of just checking your gas? Maybe a club, a stick for stick-ball, snake catcher, the possibilities are endless!


For some of you who may not know, there's a "Austin Healey Channel" on YouTube. A lot of technical stuff and stories and season 2, episode 46 is available for viewing . You can also subscribe to it too. Grab a cup of coffee or a beer and check it out!

Some of you who have been trying to get in touch with me by phone and I do not answer please leave a voicemail or text message so I know it's not from someone wanting to sell me an "extended car warranty". If I do not recognize your phone number I will not answer.

Continued on the next page...

"Out All Night"

For those of you that are not members of the Hagerty Drivers Club, they had a very nice six page article in their May/June issue of the Hagerty Drivers Club magazine. I would add it to your must List read for this summer if you can get it. Maybe you can beg, borrow or steal someone's magazine!



Perry Lundin

It's sad, once again North Texas AHC has lost another longtime Member, and a good friend to many forever. Perry J Lundin, major (retired USAF) died several weeks ago to natural causes, he was 87 years young! Perry started his love for Healeys when he was stationed in North Africa, where he was a pilot flying the C-47 "Gooney Bird". While stationed there he bought brand new a Austin Healey BN1-100 4. That was his daily driver when he wasn't racing it, which he won a trophy for!

Many years later, Perry relived his younger days. In 1970 he bought another BN1-100 4, like the one he had in the Air Force. He owned it til this past year. He sold the car to a guy in Colorado. He owned other British cars, but always loved the Healey.

Perry stopped driving back in 2019 but that didn't stop him from continuing to come spend time with all his NTAHC friends from the monthly tech sessions at Dick's garage talking cars to enjoying his airplane talk with Tom Taff and Charlie Esterlein for the trips to the All British Car Days at White Rock Lake. Dick, Bret and Charlie say they have lost a good friend.

NTAHC has been told no service has been scheduled here in DFW at this time, Perry will be buried on his family's farm in South Dakota.



Perry was always eager and willing to lend a hand when it came to working on a Austin Healey. Here he is lending a hand to restart Dick Solomons BJ8 after a long storage.

Barbie Bucy

Cheers,

Patrick Yoas
President/Editor
North Texas Austin Healey Club



Basically, this is a black box device that allows you to set resistance to manipulate the reading on your gage to match what is going on in the tank. It was developed for Hot Rodders who have mixed and matched gages and sending units. While it is not a panacea, and does require all the normal bits and pieces to be operational, it can remedy the accuracy and flutter issues which we have all experienced. The elements of a properly working fuel gage are:

1. Properly functioning fuel gage. There are three different big Healey gages.
2. Properly functioning sending unit.
3. Clean and correct wiring from sending unit to gage.
4. Properly grounded sending unit.



The fuel gage should register below empty when the power is removed from it. When powered up, it should jump to somewhere above empty. If not, power up the gage and ground the sending unit terminal, not the power terminal. The gage should now read full. If not, time to send it off for a rebuild.

If it reads full every time you turn the key on, despite being low on fuel, remove the sending unit lead. If it still reads full, the harness may have a fault. If it now registers empty when power is applied, the sending unit is at fault.

The sending unit originally was grounded through the fuel line to the fuel pump ground. Most of us put a fuel filter in the line between the tank and pump. This breaks the ground, requiring a separate wire to be run to the sending unit.

Finally, if all this is working right, and your gage is not accurate enough, installation of the **Meter Match™** into the system will allow you to fine tune the needle position. I do not think it can be installed on a positive ground system, but I am not certain.

The **Meter Match™** is available from any number of places on the internet. Prices range from \$65-95. You can probably find them at a higher price, but that is not very Healeyesque. Installation is pretty straightforward. Calibration seems to be a bit fiddley. I think it has to do with the sending unit having decreasing resistance as it moves towards full. The default for the **Meter Match™** is for increasing resistance as it moves towards full. Sometimes it requires a few tries to get it calibrated right.



Installing a **Meter Match™** doesn't take that long.

1. Remove the gage from the dash. Remove the sending unit wire. Attach it to the Sender terminal of the Meter Match™.

(Continued on page 5)

Am I Out Of Gas? continued

2. Attach a wire to the sending unit terminal of the gage from the Gage terminal of the **Meter-Match™**.
3. Attach a wire to the power lead on the gage to provide power for the **Meter Match™**.
4. Reinstall the gage.
5. Ground the **Meter Match™** to the mounting stud of the gage.

Calibrating the **Meter Match™**.

1. Disconnect the power lead from the coil.
2. Remove the sending unit from the tank. Do not remove the sending wire.
3. Attach a grounding wire to the sending unit.
4. Position the sending arm in the full position.
5. Turn the selector to the 1 position.
6. Power the unit. (Key On)
7. Press the Down button repeatedly until the needle on the gage reads Full.
8. Press the Save button.
9. Turn the selector to the 4 position.
10. Press the Up button repeatedly until the needle on the gage reads Empty.
11. Position the sending arm in the I empty position.
12. Press the Save button.
13. Turn the selector to the 0 position.
14. Remove power from the unit. (Key Off)
15. Reinstall the sending unit.
16. Reconnect the coil.

If you run into a problem while calibrating, don't worry about it. Reset the unit to factory settings and recalibrate. Also, you may find your settings to be less accurate than you expected. For example, if the gage doesn't read full after a fill up, you can recalibrate without removing the sending unit. The same goes for an empty reading. I suggest you carry a gallon of gas with you until you confirm the accuracy of the empty reading on the gage. So, if an accurate reading fuel gage is important to you, and you don't mind expending a little time and money, this is one way to achieve it or you could make a "fuel Stick" like the one "Bondo" is holding! (Coffee Cup is optional)

Bret Blades

Blades Design



Don "Bondo" Bunderant's *business end* of his budget-minded fuel stick ,aka "Old School" fuel gauge.



MUSINGS FROM THE PADDOCK

Chris Kellner

We've reached the mid-point of the CVAR season with the last race at Eagles Canyon Raceway (ECR) at Slidell, TX. April 30th-May 2nd. While it was wet there for Fridays Test & Tune, the rest of the weekend was mostly dry. The new track is technically difficult and quite fast. We had 164 entries with The Little Red Racer's (Annie) group having over 20 entries. Friday evening was awards night for the various race groups, with the group reps giving out the trophies, at individual group meetings. Our intrepid Porsche 914-6 racer Tom Taff won an award in his group. Hard earned and well deserved. The big party was on Saturday evening where dinner and refreshments were served to over 450 folks, the largest banquet event in my 17 years of vintage racing with CVAR. There were also two very special awards presented that evening. First, the "Lifetime Achievement" and second the "McLaughlin" to two very deserving members of our club. It was a magic weekend. Tom ran well mostly at the front in his group. Me, on the other hand, not so good. Annie will be receiving some much needed work over the summer. Her ignition began giving trouble in the points race on Sunday ending her weekend early.



The Devin Healey get's a NEW Electronic Ignition



The Front Body Mount for the Devin Healey

Our new racecar projects, Tom's Bobsy and my Devin are progressing well. I'm cautiously optimistic I'll be testing a running chassis in the late fall. We'll see. Tom and I have been talking about tracks we'll visit with the new cars, hopefully in 2022.

Continued on next page

MUSINGS FROM THE PADDOCK

Continued from previous page

The list is lengthy and in the case of the Devin it ran at several of them in the day.....very excited about that possibility.

As many know we lost Don Koos last December to cancer. Tom Taff had offered to help Cynthia with the sale of Don's cars. Tom moved the BMW the first day it was available. I'm telling you he's a sales natural. Don's 63' TR3B was another kettle of fish. It had been sitting up for, we estimated, 10 years.....So Tom enlisted Bret Blades, and me, as assistant mechanics, to get her running. While it took quite a bit of time and effort, She's now purring, with all new brakes, clutch hydraulics, and fuel system components. It is for sale and frankly it's a really cool little car. A real survivor. It will make-

someone very happy.

With COVID restrictions mostly removed many are getting ready to travel. Judy and I will be and are very excited about it. We wish our NTAHC family safe travels all over this great country this summer. The CVAR season will start up again in September again at ECR. Try to come out you'll see some really good racing. However there is still much work to be done on the race cars.....where did I put that sparkplug wrench?

Chris Kellner



Chris Kellner and "Annie"



Intermediate Front Body Mount.

July Membership Announcements

Just wanted to let those of you who are AHCA Members know, from July 1st thru September 30th you may **RENEW YOUR 2022 AHCA DUES** at the reduced rate of \$35.00. This also applies to any **New AHCA Member**. *Have a friend or know someone who is interested in joining!*

This does not included the \$20.00 North Texas AHC part of your dues.

The 2021 AHCA Directory is in the mail. Some members have just received theirs, be looking for yours! I can say personally every effort was made on my part as your Membership Person to have all eyes doted and tees crossed. If there is an error, I'm officially apologizing now! But, I still would like you to drop me an email letting me know what I messed up on, so I can correct it for future. It's challenging to say the least to read 80 plus membership forms with all sorts of penmanship or not!

You can always send me an email: stuckonbarbie@gmail.com

Enjoy the BREEZZZZZE
----- BARBIE -----



The #1 EVENT in TEXAS is only *70 DAYS Away*

**Now is the time to get your registration for the
“40th Anniversary Celebration” sent to me!**

Also, you need to book your room now! Rooms are limited.

Note: If you had booked a room for 2020 *YOU DO NOT HAVE A ROOM FOR THIS YEAR.* You must take care of your own reservation.

> For your Registration Form and Book your Hotel Room

USE THIS LINK www.txhealeyroundup.org





40th Anniversary Roundup Celebration

Hosted by NTAHC in Granbury, Texas

TEXAS HEALEY ROUNDUP 40

SEPT. 17-19, 2021

First 15 Registrants receive Special 40th Anniversary Wine

For mor information visit:

www.ntahc.org

For more information visit:

www.visitgranbury.com

NAME:	ADDRESS:
SPOUSE/GUEST:	CITY,STATE, ZIP:
	CELL: HOME:
TX CLUB AFFILIATION: AHCA: YES NO	EMAIL ADDRESS:

I/We will enter: (quant.) Fiesta Dinner _____ Car Show _____ Tea _____ Rally _____ Gymkhana _____
TRAILER _____

REGISTRATION & MEALS & EVENTS	COST		QTY		TOTAL
REGISTRATION INCLUDES REGISTRANT SPOUSE CHILDREN <10 Includes 1 patch & magnet, 2 people per car.	\$100	X			
ADDITIONAL VEHICLE REGISTRATION (Includes patch and car number)	\$25	X			
LATE REGISTRATION (after Aug 6th)	\$125	X			
ADDITIONAL ADULT(S) OR CHILDREN >10	\$25	X			
FRIDAY FIESTA BUFFET number attending COMPLIMENTARY BUFFET	\$0	X			
FRIDAY AFTERNOON TEA	\$0	X			
SATURDAY Morning CAR SHOW	\$0	X			
SATURDAY NOON RALLY	\$0	x			
SATURDAY AWARDS PRIME RIB DINNER	\$38				
NUMBER OF CHILDREN <10	\$20	X			
SUNDAY MORNING GYMKHANA	\$0	X			
SUNDAY AWARDS BRUNCH BUFFET	\$20	X			
REGALIA					
POLO SHIRTS - FILL IN QUANTITY/COLOR/M or W (NAVY, RED OR WHITE/ M or W) BELOW:	\$40	X			
S: M: L: XL: XXL:					
ADDITIONAL LOGO PATCH	\$10	X			
HATS NAVY/RED CUSTOM DISTRESSED	\$25	X			

YEAR AND MODEL OF:
BIG HEALEY(S)

YEAR AND MODEL OF:
Sprite(s)

Make checks
payable to:

**NTAHC
TEXAS HEALEY
ROUNDUP 40**

Accomadation for the Texas Healey RoundUp 40 will be at the Best Western 1517 Plaza Dr North, Granbury, TX 76048

<https://tinyurl.com/Best-Western-Hotel-for-Roundup>

The special room rate of \$108.00 + taxes (includes continental breakfast and free WI-FI)

Use Hotel LINK below OR call (817)573-4239 between 7am-3pm ask for Pam or Pranav

Return this form with check to: NTAHC C/O B Barbie Bucy 2611 CR 531 Burleson,TX 76028

For additional information contact:

Karen Gilleland, Chair C: 817-454-8959

Barbie Bucy C: 817-480-4831 stuckonbarbie@gmail.com





www.NTAHC.org



www.visitgranbury.com


Thank You to our Sponsors!





www.visitgranbury.com

<http://granburysquare.com/where-to-dine/>



Membership... it's July already!

WOW, it is hard to believe a year has flown by since all this craziness of the COVID-19 Pandemic was fully underway. It disrupted so many of North Texas AHC regular club events. Now, I can say along with the committee's that we are back doing car events, etc. For those of you heading over to The Clipper House aka: "Cathedral", Ed Canada's for this month's 2nd Saturday Morning "Tech Session" this Saturday. Dick is asking everyone to wear a mask, please! (take your mask, ask Dick, he'll let you know if you will need to wear it.)

In May, North Texas AHC "Welcomed" 2021 New Members! If you happen to not recognize or can't remember their name (but you know the car!) people at one of the events, please by all means say "Hi" and start a conversation. Oh, don't forget to ASK THEIR NAME and TELL THEM YOURS! You will probably have a friend for life!

It's getting closer to the big car event (**roughly only 70 days left**) that we all have been waiting for since before COVID-19.

Texas Healey RoundUp ~ 40th Anniversary Celebration

If you have been on the fence about coming, now is the time to get off the fence and send in your registration and book your room! For NTAHC members it's only a short 2 hr drive and the first 1 1/2hrs is getting out of the metroplex, so no big deal easy drive and there are back roads that will get you to Granbury. If it is going to be your first time coming you will enjoy seeing lots of beautiful Healeys and meet some of the nicest Healey people. You will also enjoy participating in events that are just right for you and your Healey. Remember everyone is welcome, you don't have to bring your Healey, but once you're there you wish you had!

If you haven't booked your Hotel Room, use the direct link on the Hotel page in this newsletter to book your room. There are limited number of rooms.

Continued on the next page...

Membership... It's July Already!

Please send in your Texas Healey RoundUp registration form along with what regalia you are wanting. That all comes to me and I will take care of you.

PS.... Start saving your \$\$ there is going to be a couple of awesome raffle prizes that will be drawn at the event! The only way you will have a shot at winning (the odds are better than a trip to Windstar) is to purchase your raffle tickets.

Help me please, if you can remember some of the first attendees of Texas Healey RoundUp that was held in Kerrville back in 1981 email your names! I'm working on a special project for the event. Also if you have any pictures from that RoundUp please email them to me.

Does anyone have any record keeping who won what, etc.?

Sometimes, we get info on Car Shows, etc. at last minute that NTAHC members would be interested in and we like to share that info with you. So if you wonder why sometimes NTAHC email communications are late getting out this is why and a lot of the time it's because the Texas weather gets involved. So our recommendation is always check for yourself, with the event being held (usually they can all be found on Facebook) before heading out to the event. You know how Healeys don't always cooperate with weather!

Well I do know you have lots of time **(70 days!)** to get your Healey and yourselves ready and shined up for the long awaited event

Texas Healey RoundUp ~ 40th Anniversary Celebration

Barbie's email: stuckonbarbie@gmail.com

Enjoy the Breeze!





THIS IS WHO WE ARE



DELIVERING THE BEST SINCE 1948



Al Moss
Race Car Driver, Wrench,
Parts Supplier & Raconteur
1927 - 2012

Al Moss founded Moss Motors to supply his friends and fellow enthusiasts with what they needed to keep their cars on the road. Almost 70 years later, we're proud to carry on that special legacy.

SAME DAY SHIPPING FREE CATALOGS TECH SUPPORT EAST & WEST COAST WAREHOUSES



800-667-7872
MossMotors.com

www.mossmotors.com



HEALEY SURGEONS, INC.
7211 CARROLL AVE. TAKOMA PARK, MD 20912
301 270 8811
WWW.HEALEYSURGEONS.COM

WWW.HEALEYSURGEONS.COM

British Car Specialists
Since 1957

- Restorations
- Used Parts
- New Parts
- Service
- Repairs

**Austin-Healey
Triumph
MG**



209-948-8767 Fax 209-948-1030
2060 N. Wilson Way • Stockton, CA 95205
www.BritishCarSpecialists.com



<http://www.britishcarspecialists.com>

**HENDRIX
WIRE WHEEL**

Tire and Wheel Sales and Service
Wire Wheel Truing and Balancing

www.hendrixwirewheel.com

2021 ACTIVITIES CALENDAR

**SATURDAY
OCTOBER 10TH
2020
10:00AM - 5:00PM**



**1000 HIGHLAND
COLONY PKWY
RIDGELAND
MS 39157**

12th Annual

FREE TO PARTICIPANTS & THE PUBLIC.

VIEW OVER 200+ CLASSIC EUROPEAN AUTOS & MOTORCYCLES OF VARIOUS MARQUES.

ENTRIES WILL ENJOY A FRIDAY DRIVE AND RECEPTION ON OCTOBER 9TH.

SATURDAY WILL INCLUDE AN OPEN AIR HOSPITALITY TENT FOR PARTICIPANTS, PRESS, & SPONSORS. THE JUDGED CONCOURS IS OPEN TO ALL EUROPEAN AUTO AND MOTORCYCLE MARQUES BUILT IN 1995 OR EARLIER AND SOME NEWER ENTRIES OF SPECIAL INTEREST CHOSEN BY THE SELECTION COMMITTEE.

MULTIPLE AWARDS FOR BEST IN CLASS, OUTSTANDING IN CLASS, SPONSORS CHOICE, BEST OF SHOW, AND MORE! ENTRIES MUST BE SUBMITTED THROUGH OUR WEBSITE FOR ACCEPTANCE BEFORE OCTOBER 5TH, 2020.



BACK AGAIN IS THE NON-JUDGED DISPLAY ONLY SHOWING OPEN FOR ALL YEAR EUROPEAN MARQUES IN THE LEGENDS OF THE INTERSTATES AREA. TASTEFULLY MODIFIED CARS ARE WELCOME AND ENCOURAGED!

FREE TO PARTICIPANTS & THE PUBLIC.

WWW.EURO-FEST.NET

#VISITRIDGELANDRESPONSIBLY! WWW.VISITRIDGELAND.COM

Natchez Euro Fest | [Location Information \(euro-fest.net\)](http://Location Information (euro-fest.net))

**TEXAS HEALEY ROUND-UP
September 17-19, 2021
Granbury, Texas**



For more information visit: www.ntahc.org



THU, OCT 21 AT 11 AM CDT

Southeastern Classic XXXIV - Safety Harbor

Safety Harbor Resort and Spa · Safety Harbor, FL

<https://tinyurl.com/Southeastern-Classic-XXXIV>

October 21-24, 2021

Event by Wayne Boudreaux and Tampa Bay Austin Healey Club

The Londoner

NTAHC Summer Social Event

Date/Location to Follow



**The North Texas Austin Healey Club
is affiliated with the Austin Healey
Club of America since July 1979**

<https://healeyclub.org/>

TECH SESSIONS

Back On Schedule!!!

It is requested that people attending the Tech Session to have already received their COVID Vaccinations.

Thank you for your consideration and understanding!

Do you need some technical advice
for your Healey?
Contact our clubs Tech Guy,
Dick Solomon!

richsolom@tx.rr.com



Healey Trails is the publication of the North Texas Austin Healey Club , and is published for the benefit of it's members.

Material which appears in Healey Trails represents the opinions of the authors and does not express the opinions of the North Texas Austin Healey Club unless specifically noted.

We do our best to insure accuracy , but cannot be held responsible for omissions or errors.



CLUB OFFICERS & COMMITTEE MEMBERS

Fearless Leader

Patrick Yoas 469-401-3801
pyoas@yahoo.com

Vice President— Position Open
Great Benefits: Coffee & Donuts
Must have sense of humor!

Membership & Treasurer & Secretary
Barbie Bucy 817-480-4831
stuckonbarbie@gmail.com

AHCA Delegate & Webmaster
Damian R Broccoli
Damian.broccoli@gmail.com

Racing Director
Chris Kellner
cwkellner@pconn.com

CLUB OFFICERS & COMMITTEE MEMBERS

Newsletter Editor

Patrick Yoas 469-401-3801
pyoas@yahoo.com

Activities Coordinator—Position Open
817-480-5491

Technical Director
Dick Solomon 972-986-5458
richsolom@tx.rr.com

Historian - Position Open

Texas Healey Roundup
Karen Gilleland 817-454-8959
kareng@shieldawards.com

FOR SALE or WANTED

NTAHC Members: Anyone wishing to sell their Healey parts or wanting Healey parts can post for free. Your ad will run for three months unless you pull it or ask for renewal.

For Sale: Pair of HD8 Carburetors

For the BJ8 Healey-restored to as new condition. Will sell outright for \$750.00 the pair or on an exchange basis for \$525.00 the pair plus a good pair of cores.

Photos available on request.

214-502-0909

cwkellner@pconn.com

For Sale

*Two-seater rear shroud for sale, flanges are excellent, Eddie Miller made the few small repairs it needed very nice condition; \$1800.00

*RH drive dashboard, excellent condition \$500.00

Chris Kellner

cwkellner@pconn.com

214-502-0909

Classified only for Healeys Parts only.

*We can not List your husband!

Healey Repairs & A/C Brackets
Various Used Parts
Mechanical House Calls
bretblades@gmail.com
(972)762-8148

NTAHC STUFF FOR SALE

Contact Barbie Bucy (817)480-4831

Send checks to NTAHC,

2611 CR 531, Burleson, TX 76028

NTAHC Shirts For Sale

North Texas Logo Embroidered on a quality cotton shirt with open neck collar.

Royal Blue (same as Blue Logo) \$20.00

Be sure to indicate size(s)

Medium, Large, X-Large, XX-Large

Healey Girl Picture

Leggy Blonde peers into the engine bay of a Big Healey, 8x10 color. Suitable for framing. So tasteful (no naughty bits showing) even your wife may approve.

\$10.00 each.

PARTS FOR SALE

*NEW EXHAUST DOWN PIPES

Early 6-Cylinder Cars

BJ8 Cylinder Cars

\$75.00 each pipe.

HOOD/BONNET

Early, Center ridge Cars.

Excellent-Already soda-blasted clean.

\$500.00

WIRE WHEELS

4—60 Spoke Wheels/Tires

(Tires are old)

\$100.00

Pat Yoas

469-401-3801

pyoas@yahoo.com